

## Helping poor readers read better using HFW flashcards

Central contributions:

- Applicability to classroom HFW training practices.
- Use of the Wampold-Wampold method of randomization which made statistical analysis of this single case design possible.

## Research questions

HFW training



Word reading:  
accuracy and transfer.


Passage reading:  
accuracy, speed, and  
comprehension

## Rationale for the research

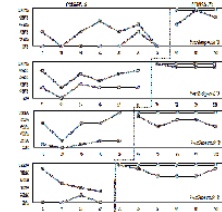
1. HFW training is widely used in NZ but hasn't been researched enough.
2. None of the research carried seemed to be single case design.

## Research design

Experiment 1  
Single case design with  
one participant



Experiment 2  
Multiple baseline with  
five participants



## HFW training

- ▶ Experiment 1 (pilot):

started

- ▶ Experiment 2 (with a contextual phrase):

owner      The dairy owner

2. When were they doing when they noticed the butterfly had banded?

a. In another class

b. Picking carrots

c. Sweeping a ramp

3. When did they see the butterfly doing other in case of its chrysalis?

a. eating

b. doing not the window

c. slowly opening and starting to wing

Speed

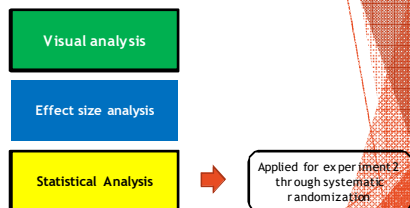
Comprehension

Passage reading accuracy

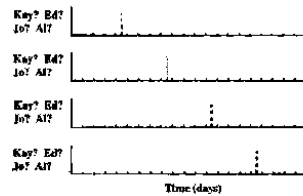
Word reading accuracy

Word Transfer

## Analysis



## Wampold-Wampold method of randomization (1986)



Ferron, J., & Sentovich, C. (2002). Statistical power of randomization tests used with multiple-baseline designs. *The Journal of Experimental Education*, 70(2), 165-178.

Statistical Analysis

P1? P2? P3? P4? P5?

P1? P2? P3? P4? P5?

P1? P2? P3? P4? P5?

P1? P2? P3? P4? P5?

P1? P2? P3? P4? P5?

P1? P2? P3? P4? P5?

P1? P2? P3? P4? P5?

P1? P2? P3? P4? P5?

P1? P2? P3? P4? P5?

P1? P2? P3? P4? P5?

P1? P2? P3? P4? P5?

P1? P2? P3? P4? P5?

P1? P2? P3? P4? P5?

P1? P2? P3? P4? P5?

P1? P2? P3? P4? P5?

P1? P2? P3? P4? P5?

P1? P2? P3? P4? P5?

P1? P2? P3? P4? P5?

P1? P2? P3? P4? P5?

P1? P2? P3? P4? P5?

P1? P2? P3? P4? P5?

P1? P2? P3? P4? P5?

P1? P2? P3? P4? P5?

P1? P2? P3? P4? P5?

P1? P2? P3? P4? P5?

P1? P2? P3? P4? P5?

P1? P2? P3? P4? P5?

P1? P2? P3? P4? P5?

P1? P2? P3? P4? P5?

P1? P2? P3? P4? P5?

Statistical Analysis

120 possibilities  
(5×4×3×2×1)

P value

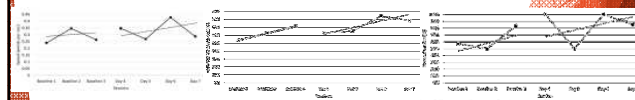
## Results: Experiment 1

Word reading:  
accuracy and transfer

Visual analysis

Passage reading:  
accuracy, speed,  
and comprehension

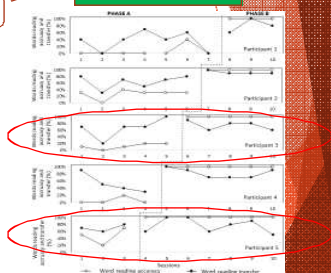
Visual analysis



## Results: Experiment 2

Word reading: accuracy and transfer

Visual analysis

Statistical Analysis  
Word reading accuracy: 0.01  
Word reading transfer: 0.05

## Results: Experiment 2

Passage reading: accuracy, speed,  
and comprehensionStatistical Analysis  
Passage reading accuracy: 0.54  
Passage reading speed: 0.38  
Reading comprehension: 0.41Visual analysis  
Within phase variability  
Between phase overlap  
Ceiling effects

## Conclusion

### Passage reading: accuracy, speed, and comprehension

- Inconclusive outcomes for Exp 1 and Exp 2.

### Word reading

- Accuracy: Exp 1 and Exp 2 found large different in word reading accuracy.
- Transfer: Exp 1 didn't show transfer Exp 2 did show transfer for the majority.



### Maintenance

- 61-83% of trained words maintained up to three weeks after training.

## Central contributions

### Research practice

- ▶ The rarely applied Wampold-Wampold method of randomization is appropriate to support visual analysis
  - ▶ Doesn't detect individual responsiveness.
  - ▶ Prevents the obtainment of a stable baseline.

### Classroom practice

- ▶ 10-15 words can be acquired maintained through a 15-20 minute training session.
- ▶ A contextual phrase helps to allow in-text transfer of these trained words.
- ▶ Individual differences are a factor for HFW training.